



Biology and control of *Dickeya spp.* affecting potato in the UK

John Elphinstone, Neil Parkinson, Gerry Saddler, Greig Cahill,
Rachel Kelly, Leighton Pritchard, Sonia Humphris and Ian Toth



Overview

- History of *Dickeya* in potato
- Diversity and Diagnostics
 - Comparative genomics
 - Development and validation of real-time PCR assays
 - Pathogen diversity
- Extent and risk of spread of *Dickeya* in GB
 - Application of diagnostics
 - Monitoring causes of blackleg in potato crops
 - Surface water contamination
- Control recommendations

Dickeya dianthicola

- Spread since 1950's on ornamentals (*Chrysanthemum* & *Dianthus*)
- Since found on a number of other ornamental hosts (*Begonia*, *Cichorium*, *Dahlia*, *Kalanchoe*, *Sedum*)
- First appeared on European potato in 1970s
- First found on potato in England/Wales in 1990
- Most damaging in warm environments (>25 °C)



Dickeya solani

- Spreading on European potato since at least 2004/5
- Also found on ornamentals such as *Hyacinthia* and *Scilla*
- First detected on potato in GB in 2007 (1-30% wilting plants)
- Becoming the dominant cause of blackleg in some EU countries
- Most damaging in warm environments (>25 °C)



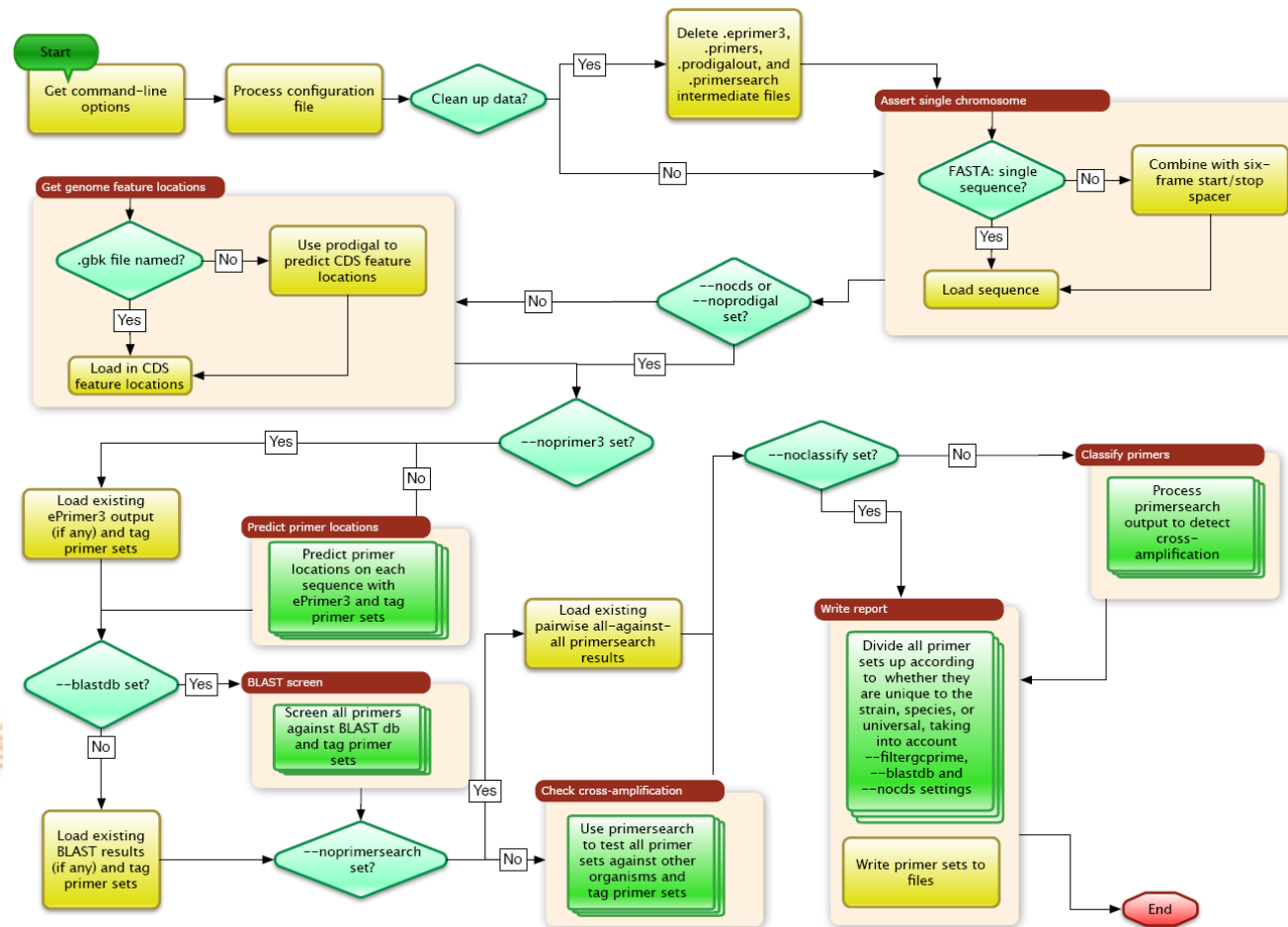
Genome sequencing

Organism	Accession	Source	Approx. size (Mb)
<i>Dickeya solani</i>	IPO2222 ^T	Potato, Netherlands	4.9
	MK 10	Potato, Israel	4.9
	MK 16	Potato, UK	4.9
	LMG 25865	Potato, Belgium	4.8
<i>Dickeya dianthicola</i>	NCPPB 453 ^T	<i>Dianthus</i>	4.7
	NCPPB 3534	Potato, Netherlands	4.8
	IPO 980	Potato, Netherlands	4.8
	LMG 25864	Potato, Belgium	4.8
<i>Dickeya dadantii</i> subsp. <i>dadantii</i>	NCPPB 898 ^T	<i>Pelargonium</i> , Comoro Is.	4.9
	NCPPB 2976	Potato, Peru	4.8
<i>Dickeya dadantii</i> subsp. <i>dieffenbachiae</i>	NCPPB 3537	<i>Dieffenbachia</i> , USA	4.8
<i>Dickeya chrysanthemi</i>	NCPPB 402 ^T	<i>Chrysanthemum</i> , USA	4.8
	NCPPB 3533	Potato, USA	4.7
	NCPPB 516	<i>Parthenium</i> , Denmark	4.6
<i>Dickeya paradisiaca</i>	NCPPB 2511 ^T	Banana, Colombia	4.6
<i>Dickeya zeae</i>	NCPPB 2538 ^T	Maize	4.6
	NCPPB 3531	Potato, Australia	4.6
	Fera RW192	River water, England	4.7
	MK 19	River water, Scotland	4.7
	NCPPB 3532	Potato, Australia	4.6
<i>Dickeya</i> (unclassified clades)	NCPPB 569	Sugar cane, Australia	4.2
	MK 7	River water, Scotland	4.9
	NCPPB 3274	<i>Aglaonema</i> , St. Lucia	5.1
' <i>Dickeya aquatica</i> '	Fera 7247 ^T	River water, England	4.4
	DW0440	River water, Finland	4.3

Pritchard L, *et al.*, 2013. Genome Announcements 1:e00087-12. doi:10.1128/genomeA.00087-12.

Pritchard L, *et al.* 2013. Genome Announcements, in press.

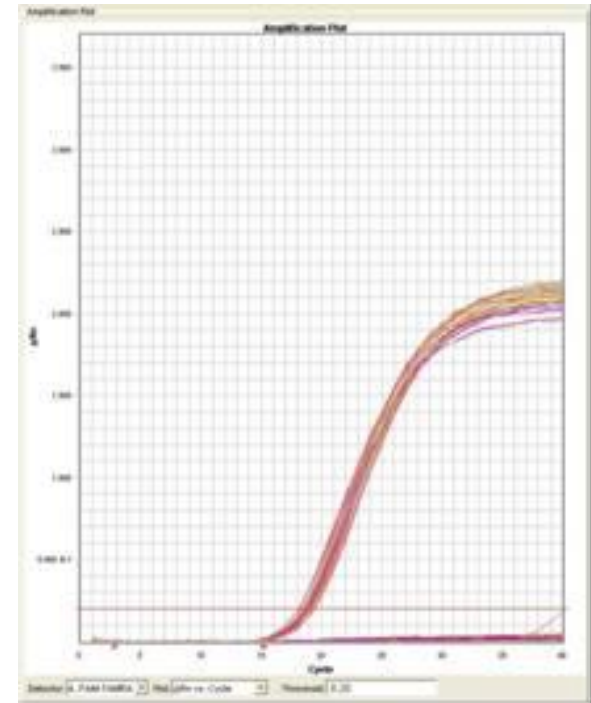
Pipeline for primer generation



Selection of real-time PCR primers

Real-time PCR assays

- *D. dianthicola* specific (DIA)
- *D. solani* specific (SOL)
- *D. solani* specific (*fusA*)
- All pectolytic bacteria (PEC)
- *Pectobacterium atrosepticum* (ECA)
- Validated against 70 isolates representing phylogenetic diversity



Pritchard L *et al.* 2013. *Plant Pathology* 62: 587–596.

Diagnosics validation

Specificity of real time PCR assays

Identification	# isolates tested	# isolates detected				
		DIA	<i>fusA</i>	SOL	ECA	ECH
<i>Dickeya dianthicola</i>	7	7	0	0	0	7
<i>Dickeya solani</i>	16	0	16	16	0	16
<i>Dickeya dadantii</i>	16	0	0	0	0	16
<i>Dickeya chrysanthemi</i>	10	0	0	0	0	10
<i>Dickeya paradisiaca</i>	1	0	0	0	0	1
<i>Dickeya zeae</i>	11	0	0	0	0	11
<i>Dickeya</i> unidentified clade DUC-2	5	0	0	0	0	5
<i>Dickeya</i> unidentified clade DUC-3	1	0	0	0	0	1
<i>Dickeya</i> SLCI (' <i>D. aquatica</i> ')	1	0	0	0	0	1
<i>Dickeya</i> SLCII	1	0	0	0	0	1
<i>Pectobacterium atrosepticum</i>	1	0	0	0	1	0
<i>P. carotovorum</i> subsp. <i>carotovorum</i>	1	0	0	0	0	0
<i>P. betavasculorum</i>	1	0	0	0	0	0
<i>P. carotovorum</i> subsp. <i>odoriferum</i>	1	0	0	0	0	0
<i>P. wasabiei</i>	1	0	0	0	0	0
<i>Pantoea agglomerans</i>	1	0	0	0	0	0
<i>Brenneria quercina</i>	1	0	0	0	0	0
<i>Erwinia amylovora</i>	1	0	0	0	0	0

70

Pritchard L *et al.* 2013. *Plant Pathology* 62: 587–596.

Navigation

- **PubMLST**
- MLST Home
- Search / site map
- Download data
- Databases
- News

- **Software**
- Web tools
- Software

- **Recently updated**
- A. baumannii
- A. phagocytophilum
- Achromobacter
- Arcobacter
- B. cepacia
- B. cereus
- B. licheniformis
- Bordetella
- C. botulinum
- C. fetus
- C. jejuni
- Chlamydiales
- Cronobacter
- E. cloacae
- Neisseria
- P. aeruginosa
- P. multocida (RIRDC)
- S. pseudintermedius
- S. uberis
- S. zooepidemicus
- V. parahaemolyticus
- Wolbachia

- + **Mirrors**
- + **Developers**

Dickeya MLST Databases

This site uses two linked databases powered by the [BIGSdb genomics platform](#). The sequence definition database contains allele sequence and MLST profile definitions whereas the isolate database contains provenance and epidemiological information. Further details about BIGSdb can be found in [Jolley & Maiden 2010, BMC Bioinformatics 11:595](#).



- Information
 - Primers used for amplification and sequencing
- Access main databases
 - [Sequence/profile definitions database](#)
 - [Isolates database](#)
- [Policy document](#)
- Submission of data
- [BIGSdb software](#)
- [Recent publications using MLST in Dickeya research](#)

The use of this database is subject to the terms of the [policy document](#) and it should be acknowledged in all publications that make use of it. The preferred format for the acknowledgement can be found in the right-hand sidebar.

This MLST scheme was developed by [Rachel Kelly](#) and [Gerry Saddler](#), Diagnostics and Analytical Services Science and Advice for Scottish Agriculture (SASA).

Website and database managed by [Keith Jolley](#), curated by [Rachel Kelly](#). The [primary Dickeya MLST website](#) is hosted at The [Department of Zoology](#), University of Oxford, UK.

Citing the database

The preferred format for citing this website in publications is:

This publication made use of the *Dickeya* MLST website (<http://pubmlst.org/dickeya/>) developed by Keith Jolley and sited at the University of Oxford ([Jolley & Maiden 2010, BMC Bioinformatics, 11:595](#)). The development of this site has been funded by the Wellcome Trust.

Status

Sequence database
 Sequences: 120
 Profiles (MLST): 19
 Last updated: 2012-11-02

Isolate database
 Isolates: 37
 Last updated: 2012-11-02

Dickeya MLST Databases

This site uses two linked databases powered by the [BIGSdb genomics platform](#). The sequence definition database contains allele sequence and MLST profile definitions whereas the isolate database contains provenance and epidemiological information. Further details about BIGSdb can be found in [Jolley & Maiden 2010, BMC Bioinformatics 11:595](#).



- Information
 - Primers used for amplification and sequencing
- Access main databases
 - [Sequence/profile definitions database](#)
 - [Isolates database](#)
- [Policy document](#)
- Submission of data
- [BIGSdb software](#)
- [Recent publications using MLST in Dickeya research](#)

The use of this database is subject to the terms of the [policy document](#) and it should be acknowledged in all publications that make use of it. The preferred format for the acknowledgement can be found in the right-hand sidebar.

This MLST scheme was developed by [Rachel Kelly](#) and [Gerry Saddler](#), Diagnostics and Analytical Services Science and Advice for Scottish Agriculture (SASA).

Website and database managed by [Keith Jolley](#), curated by [Rachel Kelly](#). The [primary Dickeya MLST website](#) is hosted at The [Department of Zoology](#), University of Oxford, UK.

- Web-based multilocus sequence typing (MLST) scheme <http://pubmlst.org/dickeya/>
- Based on sequence homology between 8 housekeeping genes
- 16S, *recA*, *dnaN*, *fusA*, *gapA*, *infB*, *purA*, *rplB*

Citing the database

The preferred format for citing this website in publications is:

This publication made use of the *Dickeya* MLST website (<http://pubmlst.org/dickeya/>) developed by Keith Jolley and sited at the University of Oxford ([Jolley & Maiden 2010, BMC Bioinformatics, 11:595](#)). The development of this site has been funded by the Wellcome Trust.

Status

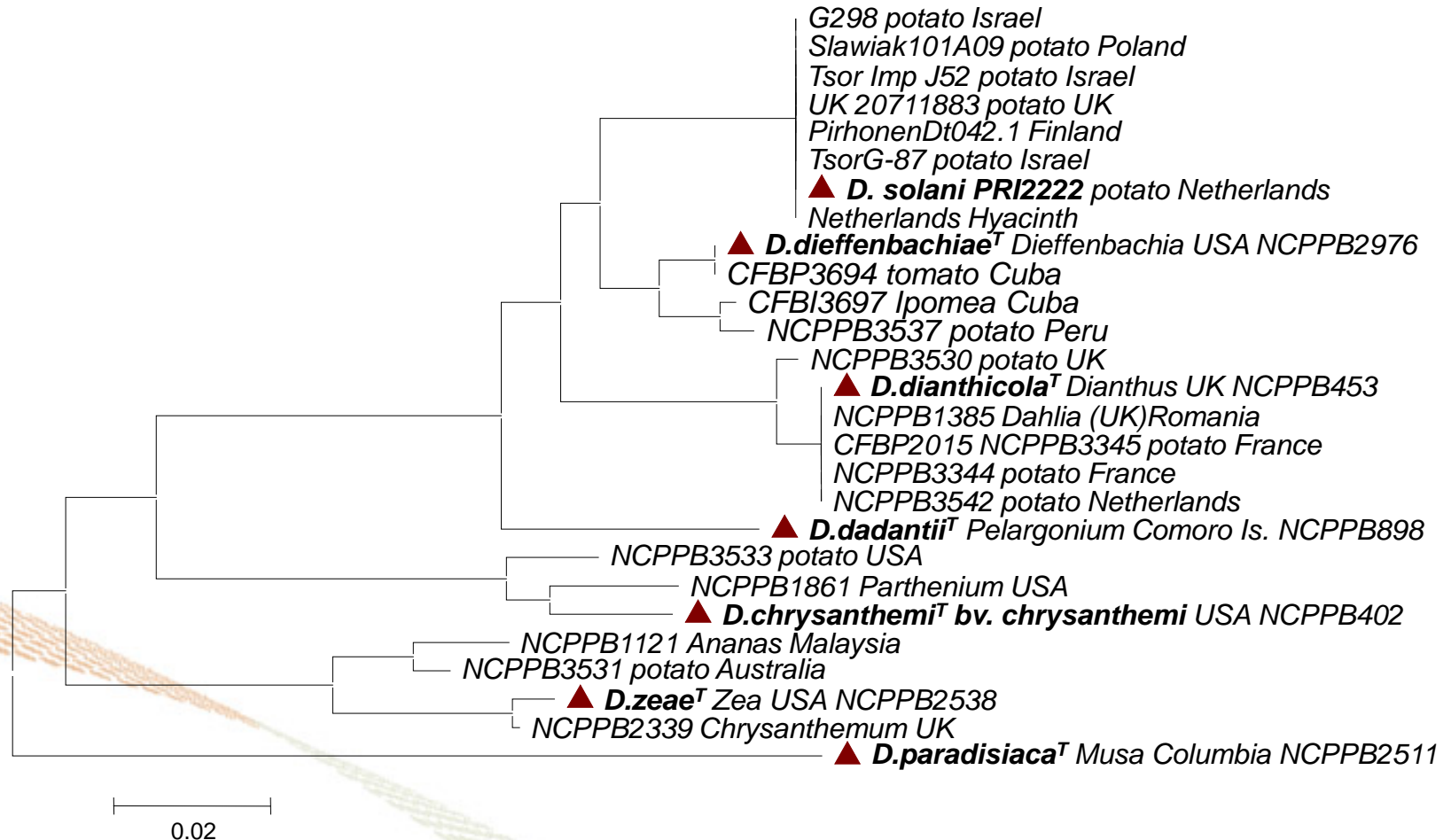
Sequence database

Sequences: 120
Profiles (MLST): 19
Last updated: 2012-11-02

Isolate database

Isolates: 37
Last updated: 2012-11-02

Phylogenetic relatedness of EU *Dickeya* panel (*recA* sequence)



Number of consecutive repeats at 6 different loci

D. dianthicola VNTR profiles

- 6 VNTR loci identified
- Each locus amplified with fluorescent label
- Amplicon length related to number of repeats
- 19 VNTR profiles amongst 48 reference isolates
- Isolates from ornamentals and potato with linked profiles

Reference	Host	Country	Year	VNTR locus						Profile
				19	19b	29	10	11	28	
IPO 502	Potato	Netherlands	1979	4	5	6	5	5	6	
NCPPB 3534	Potato	Netherlands	1987	4	5	6	5	5	6	
PD 1022	Potato	Netherlands	1987	4	5	6	5	5	6	P1
PD 721	<i>Kalanchoe</i>	Netherlands	1986	4	5	6	5	5	6	
NCPPB 3345	Potato	France	1984	4	5	6	5	5	6	
NCPPB 3530	Potato	Jersey	1987	3	4	7	5	3	5	
Fera 2246	<i>Cichorium</i>	Netherlands	1987	3	4	7	5	3	5	
Fera 1644	Potato	UK	1996	3	4	7	5	3	5	P2
Fera 1649	Potato	UK	1996	3	4	7	5	3	5	
PD 484	Potato	Netherlands	1984	3	4	7	5	3	5	
Fera 1106	Potato	UK	1992	3	4	7	5	3	5	
PD 554	<i>Kalanchoe</i>	Netherlands	1985	3	4	9	9	2	3	
PD 593	<i>Kalanchoe</i>	Netherlands	1985	3	4	9	9	2	3	
PD 1325	<i>Kalanchoe</i>	Netherlands	1989	3	4	9	9	2	3	P3
PD 1343	<i>Kalanchoe</i>	Netherlands	1989	3	4	9	9	2	3	
NCPPB 3730	<i>Kalanchoe</i>	Denmark	1990	3	4	9	9	2	3	
NCPPB 3729	<i>Kalanchoe</i>	France	1990	3	4	9	9	2	3	
NCPPB 518	<i>Dianthus</i>	Denmark	1957	3	4	3	2	3	5	
NCPPB 393	<i>Dianthus</i>	UK	1957	3	4	3	2	3	5	P4
NCPPB 429	<i>Dianthus</i>	UK	1957	3	4	3	2	3	5	
NCPPB 430	<i>Dianthus</i>	UK	1958	3	4	3	2	3	5	
Fera 1104	Potato	UK	1992	1	2	3	2	3	3	
NCPPB 3881	Potato	UK	1993	1	2	3	2	3	3	P5
IPO 771	Potato	Netherlands	1984	1	2	3	2	3	3	
IPO 256	Potato	Netherlands	1975	1	2	3	2	3	3	
NCPPB 394	<i>Chrysanthemum</i>	USA	1957	3	3	3	3	3	6	
NCPPB 426	<i>Dianthus</i>	UK	1957	3	3	3	3	3	6	P6
NCPPB 2536	<i>Dianthus</i>	UK	1973	3	3	3	3	3	6	
NCPPB 1111	<i>Dianthus</i>	UK	1961	3	4	3	4	3	6	
NCPPB 453	<i>Dianthus</i>	UK	1957	3	4	3	4	3	6	
NCPPB 1609	<i>Dahlia</i>	Netherlands	1964	3	4	3	4	3	6	
NCPPB 1956	<i>Dahlia</i>	Netherlands	1964	3	4	3	4	3	6	P7
Fera 2272	Potato	Bangladesh	1988	3	4	3	4	3	6	
NCPPB 3529	Potato	UK	1987	3	4	3	4	3	6	
NCPPB 4305	<i>Sedum</i>	UK	2002	3	4	3	4	3	6	
PD 1406	Potato	Netherlands	1989	3	2	3	5	3	6	P8
PD 482	Potato	Netherlands	1984	3	2	3	5	3	6	
NCPPB 3138	<i>Dianthus</i>	Greece	1980	4	4	3	3	4	4	P9
NCPPB 3139	<i>Dianthus</i>	Greece	1980	4	4	3	3	4	4	
NCPPB 452	<i>Dianthus</i>	UK	1957	3	5	3	5	3	6	P10
NCPPB 3882	<i>Dianthus</i>	UK	1993	3	3	5	2	3	2	P11
CFBP 2598	<i>Kalanchoe</i>	Switzerland	1982	3	3	3	2	2	4	P12
Fera 1242	<i>Dianthus</i>	UK	1993	3	3	9	8	3	2	P13
NCPPB 2421	<i>Begonia</i>	Netherlands	1971	3	4	3	6	3	5	P14
NCPPB 3344	Potato	France	1984	3	2	2	6	3	6	P15
Fera 2279	Potato	Netherlands	1989	4	4	3	5	5	5	P16
NCPPB 3710	Potato	Netherlands	1990	4	5	5	4	5	6	P17
NCPPB 1385	<i>Dahlia</i>	Romania	1962	3	3	3	2	3	5	P18
PD 1405	Potato	Netherlands	1989	3	4	3	8	3	6	P19

D. solani VNTR profiles

PRI strain	Origin	Number of tandem repeats at each locus					VNTR Profile	
		Host	00048	00099	00082	00094		00102
3337	France	potato	7	4	5	5	6	1
2276	Poland	potato	7	4	5	5	6	1
3239	UK	potato	7	4	5	5	6	1
2019	Netherlands	hyacinth	7	4	5	5	6	1
2187	Israel	potato	7	4	5	5	6	1
3228	Israel	potato	7	4	5	5	6	1
3296	Israel	potato	8	4	5	5	6	2
3294	Finland	potato	8	4	5	5	6	2
3295	Finland	potato	8	4	5	5	6	2
2222	Netherlands	potato	9	4	5	5	6	3

- 3 VNTR profile types, but all closely related.

D. solani VNTR profiles

VNTR profiles amongst *Dickeya solani* isolates.

Source	Number of isolates	VNTR profile
Potato, England/Wales	27	1
Potato, France	1	
Potato, Israel	2	
Potato, Poland	1	
Hyacinth, Netherlands	1	
Potato, England/Wales	15	2
Potato, Finland	2	
Potato, Israel	1	
River water, England/Wales	2	
Potato, England/Wales	1	3
Potato, Netherlands	1 ^T	

^T *Dickeya solani* type strain (IPO 2222)

D. solani single nucleotide polymorphisms

SNP profiles amongst *Dickeya solani* isolates

Source	Number of Isolates	SNP profile
Potato, Israel	1	1
Potato, Poland	3	
River water, Scotland	3	
Potato, Belgium	1	2
Potato, Netherlands	2	
Potato, Israel	1	3
Potato, Spain	1	4
Potato, Netherlands	1	5
Potato, Netherlands	1 ^T	6

^T *Dickeya solani* type strain (IPO 2222)

Status of *Dickeya* spp. in GB potato

- Annual surveys 2010-2013
- All (~ 800) classified seed stocks per year in England/Wales
- 10% of classified seed stocks per year in Scotland
- Total of 545, 752, 821 and 671 Scottish potato crops surveyed each year.
- Blackleg plants collected at 2 inspections per year.
- Post harvest testing also performed in Scotland
- Isolation on CVP & identification by PCR and MLST



Status of *Dickeya* spp. in GB potato

Blackleg findings in seed potato stocks entered for classification in England and Wales and potato crops surveyed in Scotland

	2010	2011	2012	2013
England and Wales				
% seed stocks surveyed with blackleg	32.1	21.5	33.8	31.0
% with blackleg caused by <i>D. solani</i>	2.3	0.5	0.6	0.5
% with blackleg caused by <i>D. dianthicola</i>	0.1	0.1	0.6	0
Scotland				
% with blackleg caused by <i>D. solani</i>	1.6	0	0	0
% with blackleg caused by <i>D. dianthicola</i>	0	0	0	0

- All *Dickeya* findings associated with seed of non-UK origin
- No *Dickeya* found in seed in Scotland
- No evidence of spread to seed stocks of UK origin

Dickeya detected in river water (2009-2012)




All rivers used for irrigation sampled in Scotland

- *D. solani* (1 river)
- *D. zeae* (1 river)
- Unidentified *Dickeya* sp. (1 river)

60 rivers sampled in England/Wales

- *D. solani* (2 rivers)
- *D. dianthicola* (4 rivers)
- Unidentified *Dickeya* sp. (3 rivers)
- *D. zeae* (13 rivers)
- '*D. aquatica*' (6 rivers)

MLST identification of river water isolates

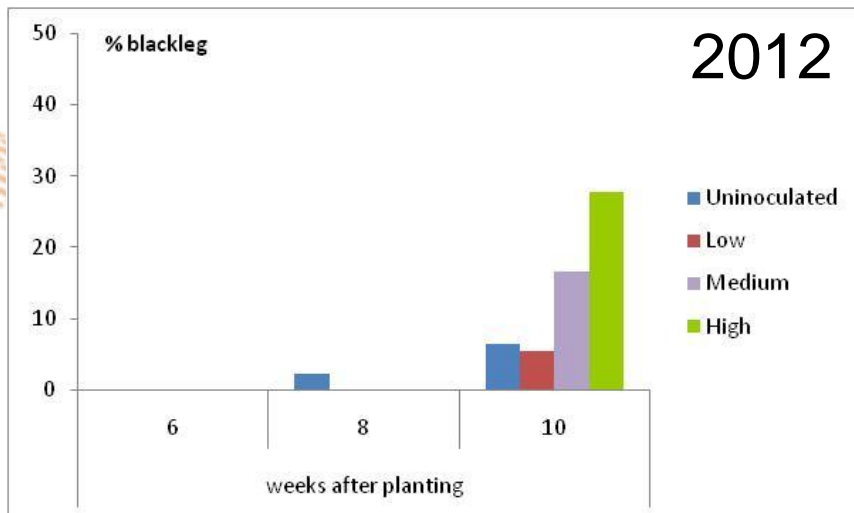
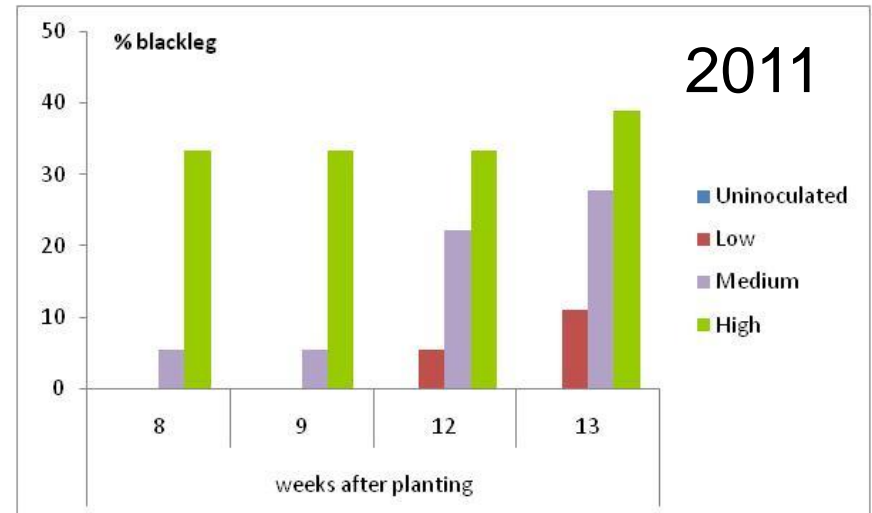
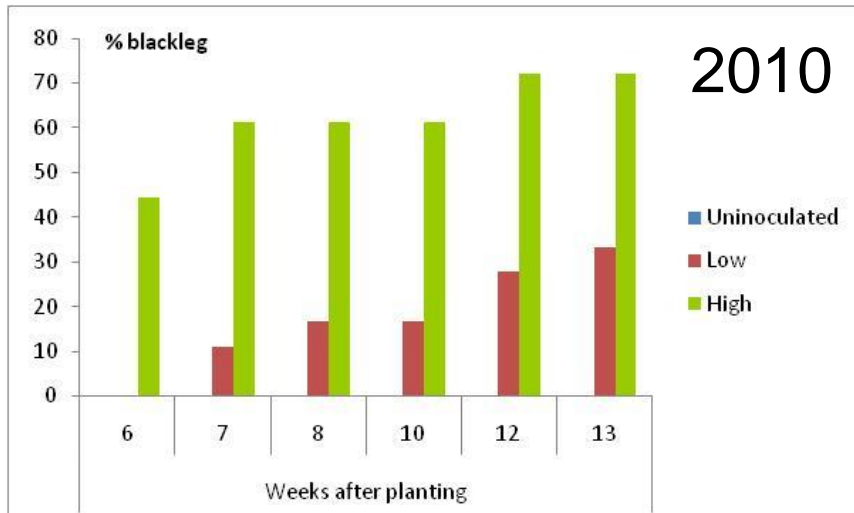


Survival and spread of *Dickeya* in the UK

- Field observation plots
- Seed vacuum infiltrated with *D. solani*
 - 10^3 cfu per ml
 - 10^5 cfu per ml
 - 10^7 cfu per ml
- Disease incidence and spread monitored over 3 seasons



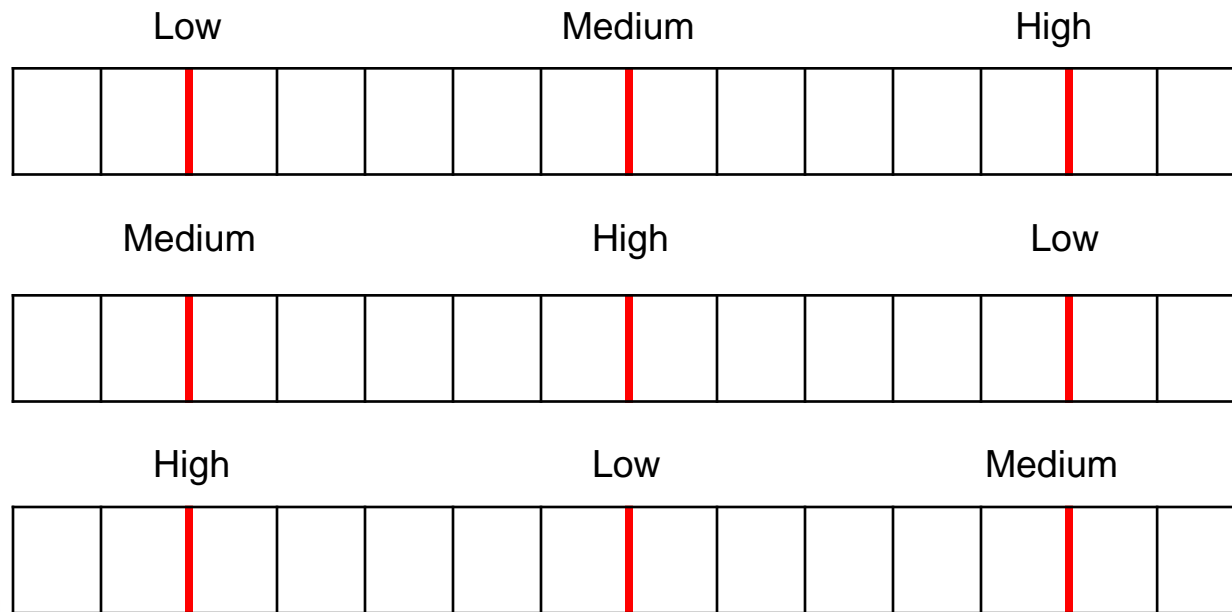
Blackleg incidence (cv. Nicola)



- Blackleg development varied with season
- Always related to seed inoculum level

Detection of *D. solani* in 2010 progeny from inoculated & uninoculated rows

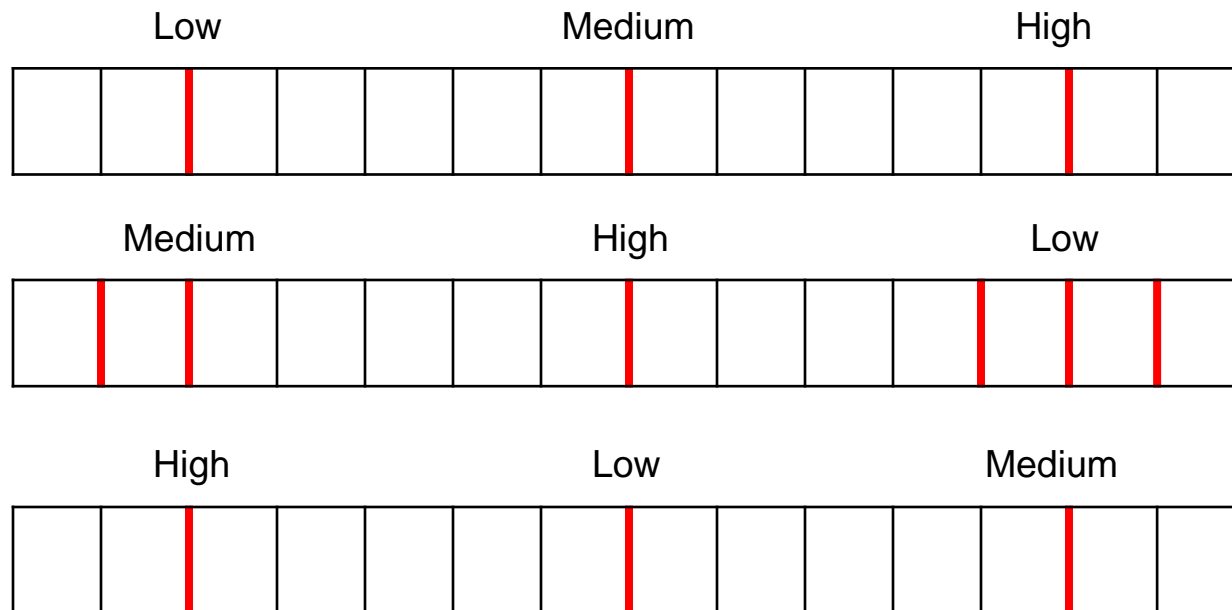
Nicola



| '*D. solani*' detected in progeny tubers

Detection of *D. solani* in 2011 progeny from inoculated & uninoculated rows

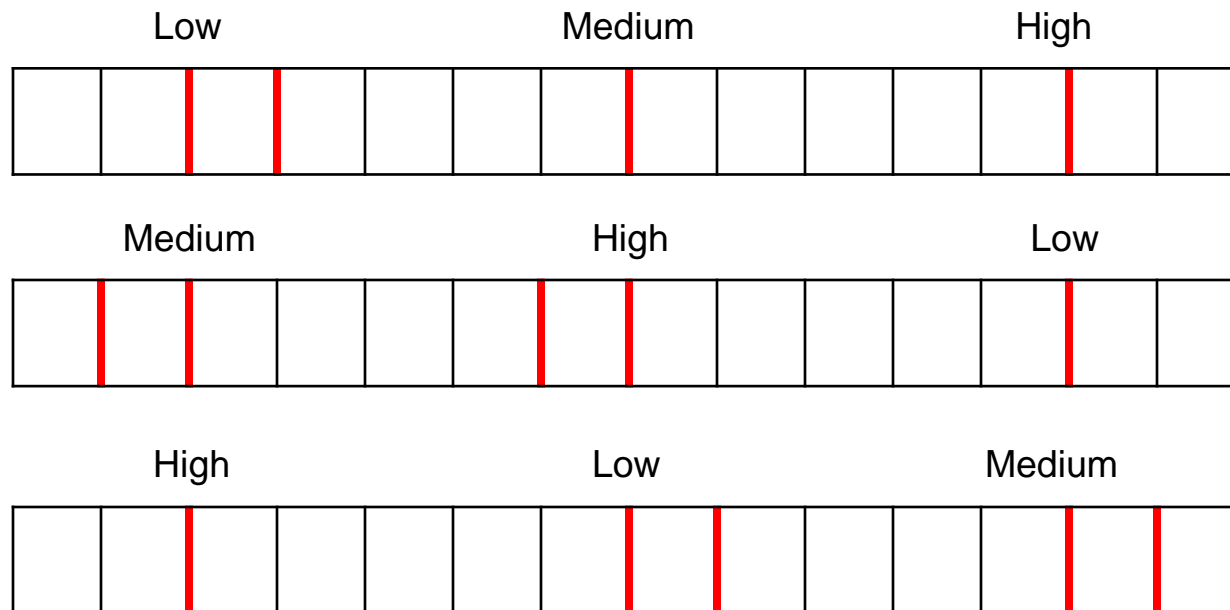
Nicola



| '*D. solani*' detected in progeny tubers

Detection of *D. solani* in 2012 progeny from inoculated & uninoculated rows

Nicola



| '*D. solani*' detected in progeny tubers

Spread of *D. solani* during handling



Immediate planting in glasshouse (25 °C)

60% non-emergence

14% blackleg

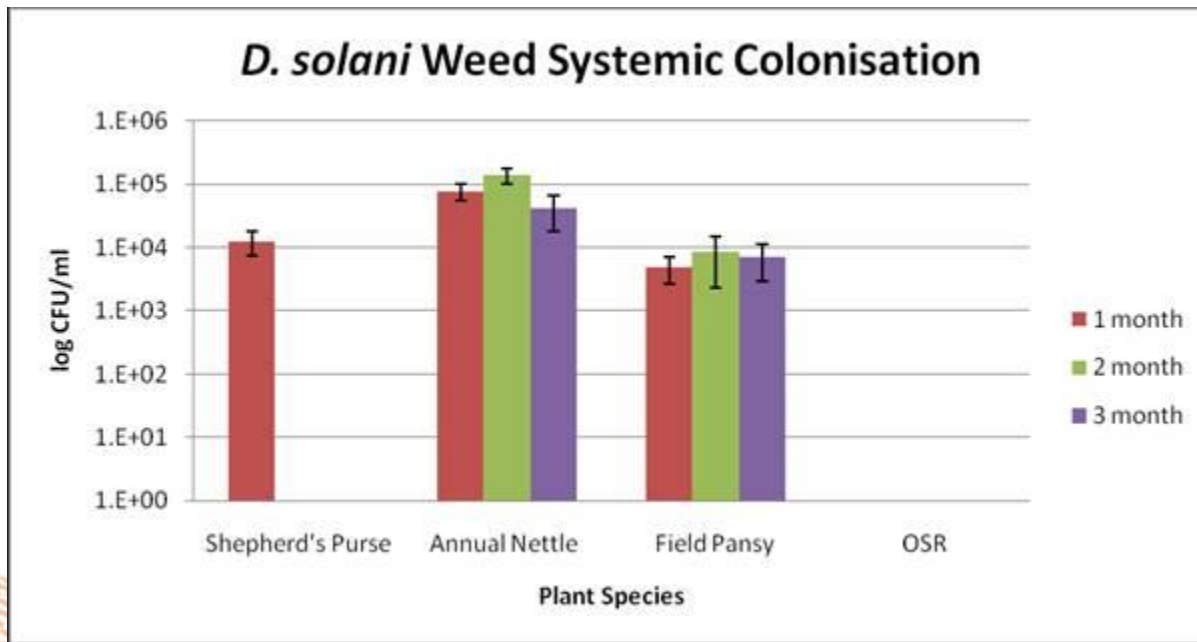
36% 'healthy'

Disinfectant efficacy

Disinfectant	Active ingredient(s)
Domestos™	sodium hypochlorite
Halamid™	tosylchloramide sodium
V18™	iodophor
Vanoquat™	quaternary ammonium
FAM-30™	acidic-based iodine
GPC8™	glutaraldehyde and quaternary ammonium
Jeyes Fluid™	4-chloro-m-cresol and tar acids
Jet-5™	peracetic acid
Mikrozyd AF™	propanol and ethanol
Virkon S™	dipotassium peroxodisulphate, dodecylbenzenesulfonate and organic acids

All 10 common disinfectants killed *D. solani*, *D. dianthicola* and *Pectobacterium atrosepticum* in aqueous suspensions (10^8 cfu per ml) at recommended rates & 5 min. exposure.

Potential survival of *D. solani* on weeds



- Weed species colonised after greenhouse inoculations
- Some (e.g. *Urtica* sp.) developed symptoms

Survival of *D. solani* after harvest of infected ware crops

- 19 crops with 10-30% *D. solani* blackleg
- Detected in soil 2 months after harvest
 - 3-8% *D. solani*; 92-97% *Pcc*
- Not detected in following spring (100% *Pcc*)
- Not detected in nearby watercourses (100% *Pcc*)
- Survived in stored tubers
 - 1-3% *D. solani*; 97-99% *Pcc*
- Not detected in weed rhizospheres
 - *Solanum nigrum*, *Chenopodium album*, *Veronica* sp., *Galium aparine*, *Senecio vulgaris*, *Urtica dioica*



Control recommendations

Control policy based on avoidance of introduction

- Source seed free from infection/contamination
- Scottish legislation (2010)
 - Zero tolerance for *Dickeya* in classification scheme
 - Planting of potatoes with *Dickeya* prohibited
 - Similar precautions in N. Ireland
- England/Wales
 - Tolerance for *Dickeya* same as for *Pectobacterium*
- Avoid irrigation from contaminated watercourses

Questions remaining

- What are principal sources and routes of transmission for contamination of pre-basic seed?
 - Affected varieties more susceptible?
 - Specific pathways of infection?
 - Sources of *Pectobacterium* and *Dickeya*?
 - Importance of waterborne dissemination?
 - Importance of alternative hosts in introduction and long term survival?
- Risk from other *Dickeya* and *Pectobacterium* spp.?
- Storage conditions to limit damage by *D. solani*?

Acknowledgements



**The Scottish
Government**



**POTATO
COUNCIL**